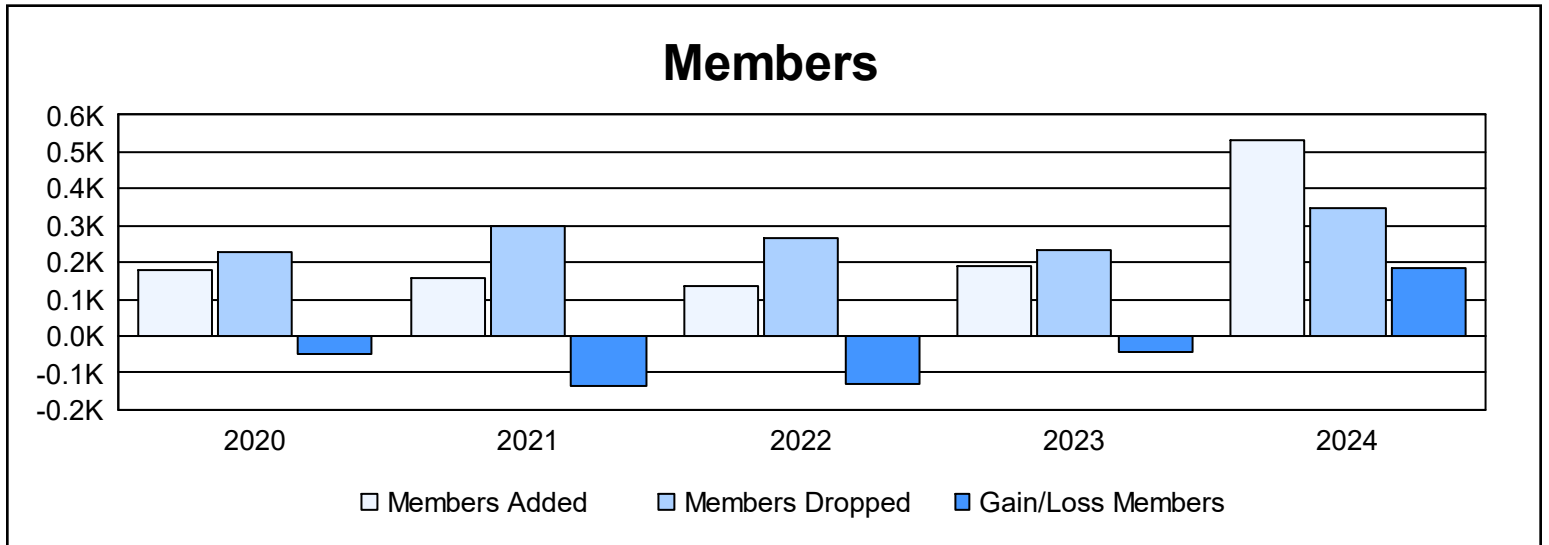
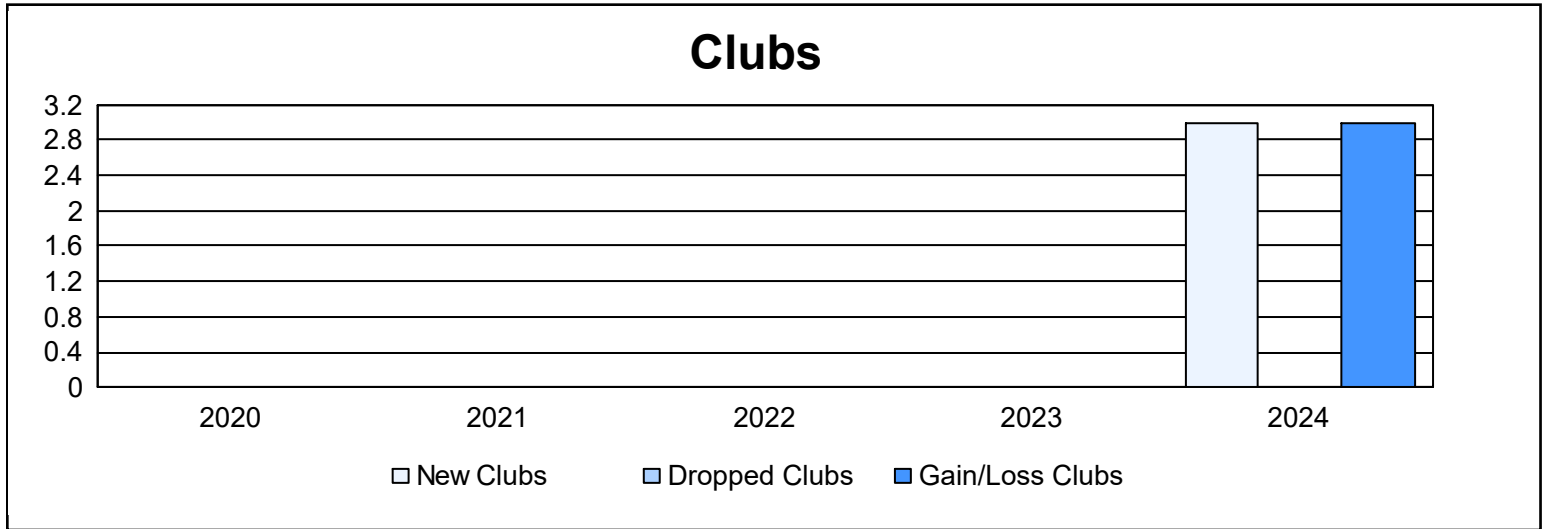
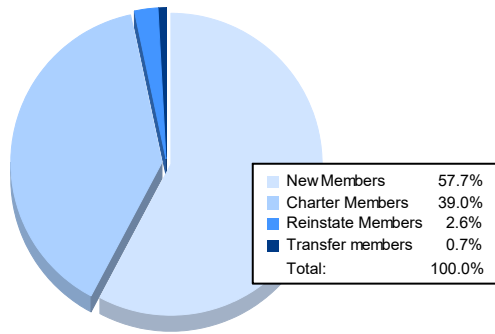


Year	New Clubs	Dropped Clubs	Gain/ Loss Clubs	New Members	Charter Members	Reinstate Members	Transfer Members	Total Member Added	Total Members Dropped	Gain/ Loss Members
2019-2020	0	0	0	165	0	11	2	178	226	-48
2020-2021	0	0	0	136	2	9	13	160	296	-136
2021-2022	0	0	0	111	0	19	6	136	266	-130
2022-2023	0	0	0	159	4	19	7	189	232	-43
2023-2024	3	0	3	308	208	14	4	534	349	185
<b>Average</b>	<b>1</b>	<b>0</b>	<b>1</b>	<b>176</b>	<b>43</b>	<b>14</b>	<b>6</b>	<b>239</b>	<b>274</b>	<b>-34</b>



### Membership Composition June 2024 Cumulative



### Gender Composition June 2024 Cumulative

